

Authentic Log Cabin Look Without the Maintenance

TruLog™ steel siding gives you the authentic log cabin look without the maintenance.

- Our patented profile features authentic hew lines and a defined chink line creating that peeled, log look
- Our 1 inch foam insert adds an insulation factor of 4 (R-value of 4, roughly) helping heat and cool your home and prevent your siding from being dented easily
- This great product is backed by a 30 year limited lifetime warranty so you can rest assured you are buying a quality product
- Provides fire-resistances where wood and vinyl wood fail



Performance


- 28 gauge (thickness) solid, steel core and a water resistant back coating
- The steel goes through a galvanizing processes (zinc and aluminum mixture) to provide the very best corrosion resistance
- The panel is coated with a super durable SMP (Silicon Modified Polyester) paint coating so your steel log siding can withstand the harshest weather conditions




Autumn Brown



Cedar



Canyon Red



Sable



patented profile and
registered trademark

Want more information?

www.trulogsiding.com | 970-227-3245 | ryan.reedbaum@trulogsiding.com

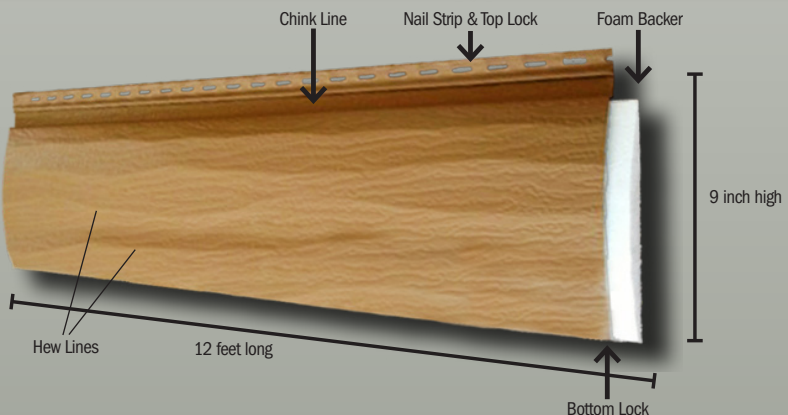
Authentic Log Cabin Look Without the Maintenance

Customer Testimonials

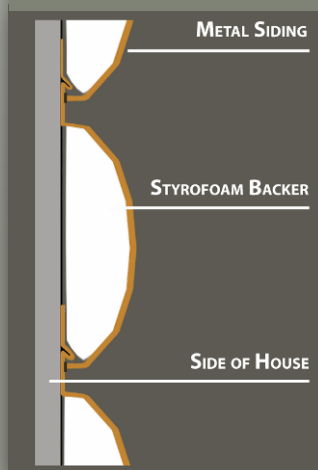
- "I've recommended you to everyone that sees the place and I will continue to send you business"
– Roger from Pennsylvania
- "We were looking for a log siding that had a real log appearance, maintenance free, and affordable and we almost gave up. But then we came across TruLog siding and we couldn't be happier"
– Chad from New Mexico
- "We are very happy about our project to turn our double wide into our cabin on the lake thanks to TruLog"
– Jim from North Dakota
- "TruLog was very easy to install and Ted was very helpful with his instructional video and telephone assistance during the installation process"
– Slade & Jennifer from Kansas



patented profile and
registered trademark



Exterior Wall Profile



TruLog Specifications

- Our panel covers 9 inches on the wall and our log profile is 8 inches and features a 1 inch chink line, a wood grain pattern, and hew lines
- Each panel is manufactured and distributed in 12 foot lengths and boxed up with 100 sq feet per box (11 individual panels)
- Each 12 foot steel log panel, comes with our 1 inch thick foam insert
- Included with your order are the installation accessories needed to install our steel log siding
 - J-channel, sill trim, starter strip, frieze board, and corners

Want more information?

www.trulogsiding.com | 970-227-3245 | ryan.reedbaum@trulogsiding.com